

WHY WE NEED TO MAKE A SMOKE FREE GREATER MANCHESTER

Compared to England average:



Better



Similar



Worse

SMOKING RATES IN GM

ADULT SMOKING RATE¹ 19.9%



The percentage of adults over 18 currently smoking cigarettes in Greater Manchester is higher than the England average of 16.9%.

ROUTINE AND MANUAL SMOKING RATES² 29.8%



The percentage of routine and manual workers smoking in Greater Manchester is higher than the England average of 26.5%.

SMOKING RATE IN CHILDREN³ 3.3%



The percentage of children aged 11 - 15 who are regular smokers in Greater Manchester is higher than the England average of 3.1%.

THE HUMAN COST OF SMOKING

SMOKING RELATED DEATHS⁴ 352



The age standardised rate of deaths per 100,000 people aged 35 years and over caused by smoking in Greater Manchester is higher than the England average of 275 per 100,000.

POVERTY⁵ 87,782

87,782 many households in Greater Manchester with a smoker fall below the poverty line. If these smokers were to quit, 34,131 households would be elevated out of poverty.

MENTAL HEALTH⁶

Smoking prevalence is significantly higher in people with mental health problems than among the general population. People with psychotic disorders who live in institutions are particularly vulnerable: over 70% of this group smoke including 52% who are heavy smokers.


4 IN 10 CANCERS CAN BE PREVENTED

These are proven ways to reduce the risk of cancer.¹³

Percentages and circle sizes show the maximum proportion of cancer cases that could be prevented each year in the UK

Percentages shown are based on UK prevalence of risk factors and incidence of cancer types, they are not Greater Manchester-specific.

OTHER



LIFESTYLE

HOW CAN WE MAKE GM SMOKE FREE

FUNDED GOLD STANDARD STOP SMOKING SERVICES 39.1%⁸



The proportion of smokers using NHS Stop Smoking services who have reported quitting in Greater Manchester. This is lower than the England average of 51.3%. Stop Smoking services are 3X more effective than individuals quitting unaided.⁹

MASS MEDIA CAMPAIGNS

- Tackling illegal tobacco to reduce supply and demand. This protects young smokers and keeps prices high which helps people to quit or cut down their smoking.
- Reducing smoking in pregnancy to protect unborn children, encourage mums to quit for good and protect those around them.
- Creating more smokefree homes and public spaces.
- Holding national government to account for its role in making smoking history.

THE ECONOMIC COST OF SMOKING

COST OF SMOKING TO SOCIETY⁷

£772,546,208

The cost of smoking to society in Greater Manchester each year.

COST OF FIRES CAUSED BY SMOKING⁷

£19,278,772

The cost of fires caused by smoking in Greater Manchester each year. Each year in Greater Manchester there are around 183 smoking related fires resulting in 5 deaths

COST OF EARLY DEATHS CAUSED BY SMOKING⁷

£201,365,519

The cost of early deaths caused by smoking in Greater Manchester each year.

COST OF SMOKING TO THE NHS⁷

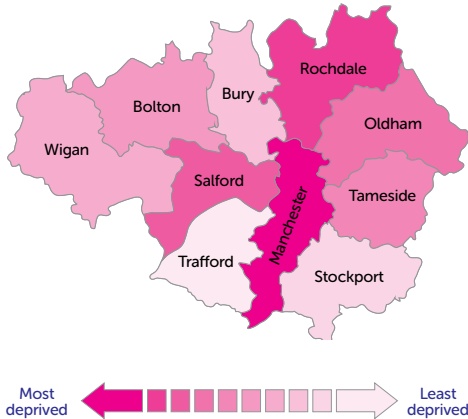
£106,688,456

The cost of smoking to the NHS each year. Current and ex-smokers who require care in later life as a result of smoking-related illnesses costs approximately £31 million in costs to local authorities each year.

Lung cancer is the number 1 cause of cancer death in Greater Manchester.¹⁰

DEPRIVATION IN GM¹¹

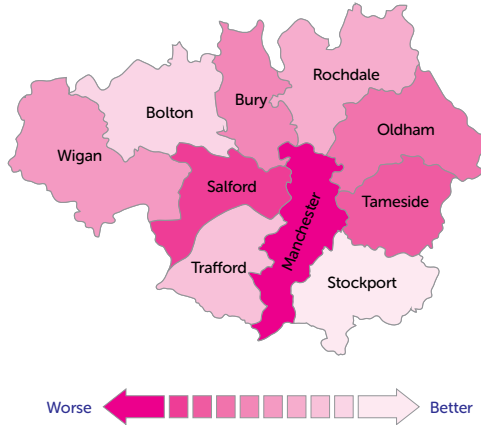
A map ranking local authorities in Greater Manchester with IMD deprivation scores.



LUNG CANCER INCIDENCE IN GM¹²

A map ranking the average lung cancer incidence at local authority level in Greater Manchester.

More than 8 in 10 lung cancer cases are caused by tobacco

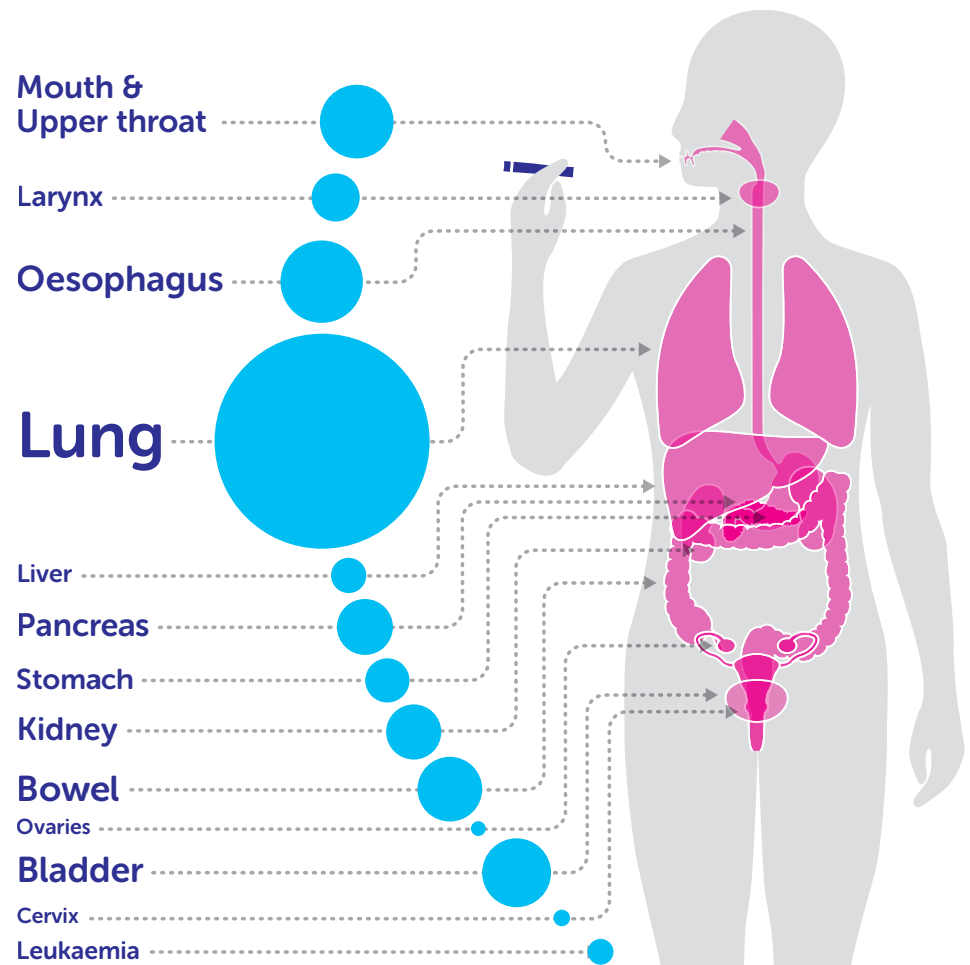


REFERENCES

- Public Health England. Smoking Rates (2014) Available at <http://www.tobaccoprofiles.info/tobacco-control>
- Public Health England. Smoking prevalence in adults over 18 in routine and manual occupations (2014). Available at <http://www.tobaccoprofiles.info/tobacco-control>
- Public Health England. Regular smoking prevalence in children aged 11 – 15 (2009 – 2012) Available at <http://www.tobaccoprofiles.info/profile/tobacco-control/data#page/0/gid/1938132900/pat/6/par/E12000004/ati/102/are/E06000015>
- Public Health England. Annual average age-standardised smoking attributable mortality (2012–2014) Available at <http://www.tobaccoprofiles.info/profile/tobacco-control/data>
- ASH Poverty and Smoking Calculator (2016). Number of households pushed into poverty due to smoking. Calculated using upper tier local authority data. Available at <http://www.ash.org.uk/media-room/press-releases/new-figures-show-each-local-authority-how-many-people-could-be-lifted-out-of-poverty-if-they-quit-smoking>
- ASH Smoking and Health Inequalities. Available at: http://www.ash.org.uk/files/documents/ASH_L83.pdf
- ASH Ready Reckoner (2016). Available at <http://www.ash.org.uk/information/ash-local-toolkit>

- HSCIC. Percentage of smokers using NHS stop smoking services who reported having successfully quit smoking four weeks after setting a quit date (2013–2014). Available at <http://www.hscic.gov.uk/article/2021/Website-Search?productid=15174&q=NHS+Stop+smoking+services&sort=Relevance&size=10&page=1&area=both#top>
- Kotz D. et al. (2014) Prospective cohort study of the effectiveness of smoking cessation treatments used in the "real world". Available at: <http://ncbi.nlm.nih.gov/pubmed/25282429>
- Health and Social Care Information Centre (HSCIC). Age standardised cancer mortality rates 2012–2014. Available at <https://indicators.ic.nhs.uk/webview/>
- Official Statistics, English indices of deprivation 2015. Calculated using IMD scores for local authorities in Greater Manchester. Available at <https://www.gov.uk/government/statistics/english-indices-of-deprivation-2015>
- NCIN Cancer Data. Annual average age-standardised incidence rate of trachea, bronchus and lung cancer (ICD code C33 – 34) per 100,000 people in Greater Manchester in 2011–2013. This has been calculated using local authority data. Available at www.cancerdata.nhs.uk
- Cancer Research UK. Statistics on preventable cancers. Available at <http://scienceblog.cancerresearchuk.org/2014/12/26/600000-preventable-cancers-the-size-of-the-healthy-living-prize/140820-preventable-cancers-v16/>

CANCER LINKED TO SMOKING



●●● Larger circles indicate cancers with more UK cancer cases linked to smoking